



curio.ca

Sharpen Your Mind

TUTORIAL

Account Configuration

Curio.ca offers a wide array of original content in English and French as well as sophisticated tools that allow you to manage and track your group's viewing experience.

Our tutorials are specially crafted to help you better navigate through the platform while discovering the more complex functionalities available to you.

This *Account Configuration* Tutorial presents how to create and configure a member account.

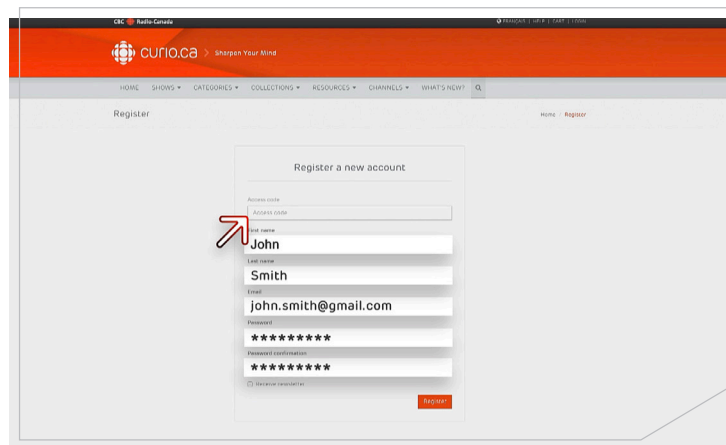
Still unsure? Have questions?

- Other tutorials are available to guide you in your exploration of **Curio.ca**; you'll find them in the **Help** section as well as a series of FAQs.
- Write us at curio@cbc.ca

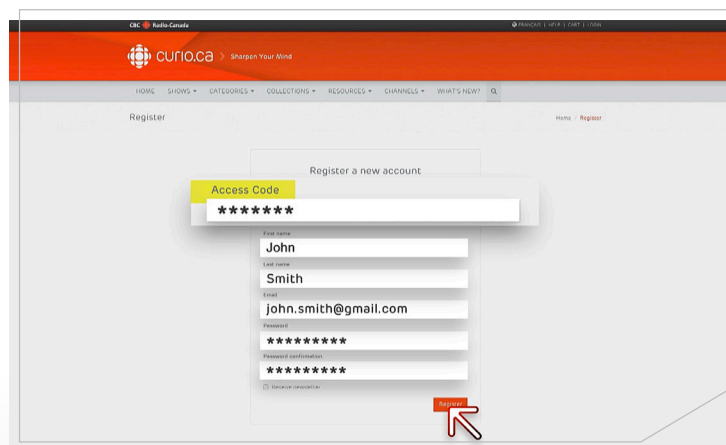
Your **Curio.ca** team

ACCOUNT CONFIGURATION

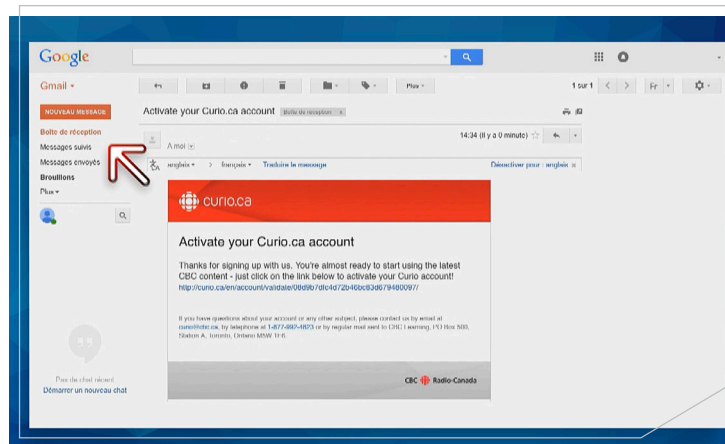
The first step is registering and **configuring your user profile**.



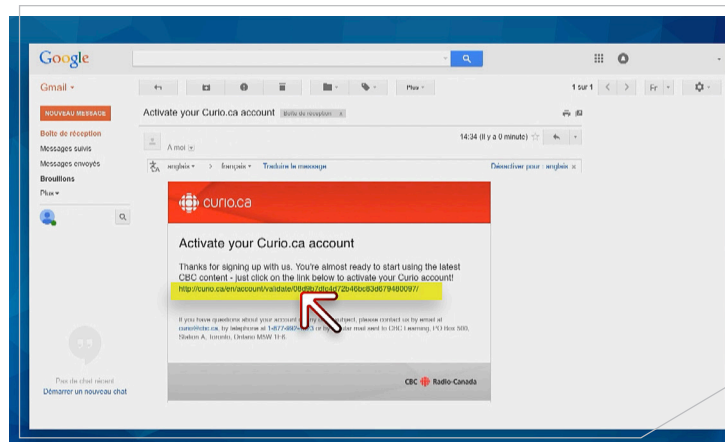
As a new **Curio.ca** subscriber, your organization provided you with an **Access code**.



After completing and submitting the registration form, you'll **receive an email** explaining the procedure for activating your **Curio.ca** account.



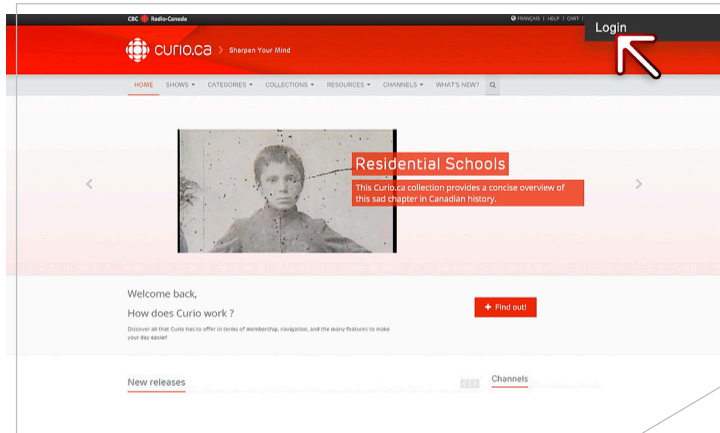
Just **click the link** provided to validate your account.



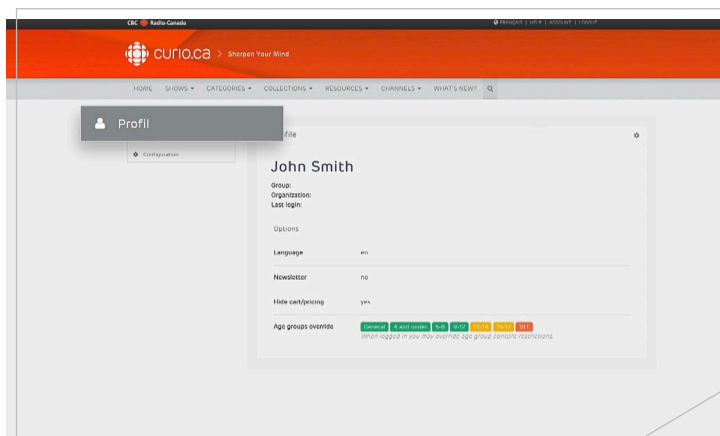
tutorial

Account Configuration

Now that your account is active, you can **connect** to **Curio.ca**.

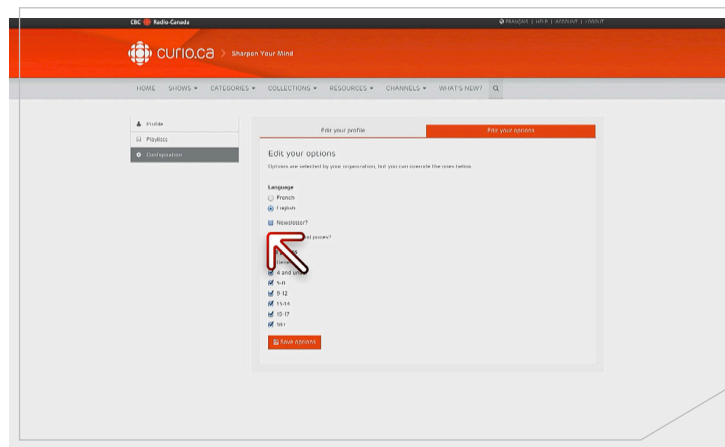


When you log in, you'll be immediately directed to your **Profile** section.



Using the **Configuration** feature, you'll be able to...

Modify your personal profile and **modify your options**.



In the Profile section, you can also choose your preferred language and subscribe to our **Newsletter** to stay up to date with our latest releases.

Once logged in, you can bypass **age group restrictions** configured in your group profile.

Are you a teacher? You now have all the information you need to get started and explore your new **Curio.ca** tool.

Our *General Overview* Tutorial is a great place to find out the basics of what the platform has to offer.